

**Trade name:** Champion Universal

**Indications:** Designed for direct and indirect dental restorations:

Dental filling material Champion Universal "Queen Dental" is used as products for the restoration of carious cavities according to Black's Classification; ensuring a reliable cohesion of the restorations with the tooth tissues; for restoration of a tooth stump ; splinting of mobile teeth; correction of composite restorations, preparation and repair of indirect restorations (inlays, onlays, veneers); as a base / liner for direct composite restorations; blocking out (closing) undercuts; fissure sealing in pediatric dentistry; temporary filling for endodontic treatment, for micro prosthesis, as well as for temporary sealing of the implant abutment screw; imitation of color effects (chalky spots, enamel fissure, etc.) and toning of composite restorations.

It is cured with visible light at a wavelength of 450-500 nm.

**Composition:**

Bis-GMA epoxy resin, radiopaque silanized glass, pigments

**Route of administration:**

**Preparation of tooth and selection of flowers**

Clean the tooth with a fluoride-free polishing paste before preparing and shading.

Determine the shade of the tooth while the teeth are still wet and select the appropriate shade according to the VITA® scale.

- VITA® is a registered trademark of VITA-Zahnfabrik, Bad Sackingen, Germany.

**Insulation**

A prerequisite for a good connection of the filling material with the tooth tissues is thorough drying of the prepared surface. Contamination of etched and dried tooth surfaces is not allowed. It is recommended to use rubber dam for tooth isolation or cotton swabs.

**Preparation of a cavity**

After isolation get ready a cavity with the minimum preparation. Edges of a cavity shall have small (0.5 - 1.0 mm) bevel on enamel for the purpose of increase in the area surfaces for the bigger durability of coupling.

**Protection of a pulp**

For protection of a pulp it is necessary to cover the adjacent areas with a thin layer of calcium hydroxide (for example, calcium hydroxide insulating pad).

**WARNING:** Lining materials must be free of eugenol.

**Application of dental light-cured filling material "Champion Universal"**

Prepare and apply dental adhesive prior to material application. The recommended method is total etching using a dental etching gel (eg Queenetch) and subsequent application of the bonding agent.

For restorations with deep cavities, for optimal results, use a lining material (eg Dental light-cured filling material "Champion flow", "Champion Low flow", "Champion High flow").

**Curing of filling material "Champion Universal"**

For obtaining optimum result apply material with layers no more than 2 mm thick.

Each layer is light-cured separately using a polymerization lamp with an emitted light intensity of at least 1000 mW / cm<sup>2</sup> and a wavelength of 400-500 nm (blue color).

Cure each layer as follows:

light shades (e.g., A1, A2, B2) 20 seconds,

dark shades (e.g., A 3.5, B 3) 30 seconds.

Keep the tip of emitter as close to the material as possible.

### **Application from a syringe:**

Unscrew the syringe cap and replace it with one of the cannulas. After use, remove the cannula and close the syringe tightly with the cap. Cannulas are intended for single use for hygiene reasons.

### **Finishing**

Depending on the shape of the contour surface, grind it with finishing diamond burs, abrasive discs or tungsten carbide burs. Polish up to shine with polishing discs or polishing brushes.

Additional Notes

- Intense lighting can start polymerization of the composite;
- Do not use any resin to adjust the viscosity of the filling material;
- It is necessary to avoid contact with skin, soft tissues and eyes;
- Uncured material may cause irritation and sensitization to methacrylates;
- Medical gloves do not protect against the sensitizing action of methacrylates;

**Contraindications:** Intolerance to one of the components of the material, hypersensitivity. Do not misuse.

Can cause irritations as a result of direct contact with a pulp. Therefore, the area around a pulp should be covered with a thin layer of calcium hydroxide.

### **CAUTION: Incompatibility with other materials**

Do not use in combination with substances containing eugenol, because eugenol inhibits composite polymerization. Do not store composite material in close proximity to products containing eugenol, and do not allow the composite to come into contact with materials containing eugenol.

### **CAUTION: Warnings**

Keep out of the reach of children!

For dental use only!

Wear suitable protective clothing and gloves before use.

Avoid contact with eyes. If contact with the eye occurs, rinse immediately with plenty of water.

To reduce the risk of an allergic reaction, shorten the contact time with these materials. In particular, it is necessary to avoid contact with not polymerized material. In case of contact with skin, immediately wash with water and soap and rinse thoroughly.

It is recommended to wear protective gloves and non-contact equipment. Acrylates can penetrate normal medical gloves. If restorative material comes into contact with the glove, remove and throw it out, wash your hands immediately with soap and water and put on a new glove. If you have an allergic reaction, seek medical attention.

Use with caution in patients with mental disorders.

Do not use materials for pregnant women (due to insufficient clinical data).

If allergic reactions occur in particularly sensitive patients, the material should be removed and its further use should be discarded.

If the integrity of the temporary filling is compromised, the patient should consult a doctor.

### **Terms of use**


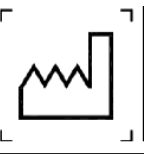




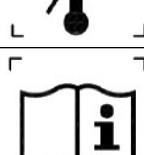
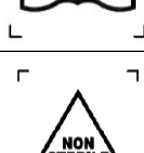
Temperature from +20 to + 30 °C, relative humidity: 20 — 80%








## COMPOSITION

Execution options:

1. Light-curing dental filling material "Champion Universal" in sets:
  - light-curing dental filling material "Champion", color: A1, A2, A3, A3.5, A4, B1, B2, B3, B4, C1, C2, C3, D2, D3, OA1, OA2, OA3, in the syringe 5g – no more than 1 piece;
  - instruction for use – 1 piece.

### Applicable Symbols

	Manufacturer
	Date of production
	Authorized representative in the European community
	Protect from moisture
	Avoid exposure to sunlight
	Upper limit of temperature range
	Refer to instruction for use
	Non- sterile product

	<p>Caution! Refer to instruction for use</p>
	<p>European conformity mark to standards and identification number of authorized Authority. The product conforms to the essential requirements of the Medical Devices Directive (93/42/EEC)</p>
	<p>Lot number</p>
	<p>Medical Device</p>
	<p>Do not use if the package is damaged</p>
	<p>Shelf life M- month Y- year</p>
	<p>Eurasian Conformity mark of medical products for circulation in the market of the Eurasian Economic Union</p>

**Transportation**

All types of the covered transport at a temperature from 5 °C to 25 °C; relative humidity of 10-95%

**Terms of use**

Temperature is from +20 to + 30 °C, relative humidity: 20 — 80%

**Storage conditions**

Store at a temperature from 5 °C to 25 °C; relative humidity of 10-95%

Avoid exposure to sunlight.

Protect from moisture.

Close the syringe right after use to avoid exposure to sunlight.

Period of validity:

Shelf life of material 3 years. Do not use after the expiry date.

**Utilization**

Utilization, according to MPI rules for class A non-hazardous medical waste.

**MANUFACTURER (DEVELOPER) OF A MEDICAL DEVICE**

Queen Dental GmbH ("Queen Dental GmbH")  
Neue Straße 67, 99846 Seebach, Germany  
Neo Strasse 67, 99846 Seebach, Germany  
Phone number: +49 36929 133948  
E-mail: info@queen-dental.de

**PLACE OF PRODUCTION OF THE MEDICAL PRODUCT**

Neue Straße 67, 99846 Seebach, Germany  
Neo Strasse 67, 99846 Zeebakh, Germany