



Trade name: Champion flow, Champion Low flow, Champion High flow.

Indications: Designed for direct and indirect dental restorations with deep cavities: Dental filling material Champion flow, Champion Low flow, Champion High flow "Queen Dental" is used as products for the restoration of carious cavities according to Black's Classification; ensuring a reliable cohesion of the restorations with the tooth tissues; for restoration of a tooth stump ; splinting of mobile teeth; correction of composite restorations, preparation and repair of indirect restorations (inlays, onlays, veneers); as a base / liner for direct composite restorations; blocking out (closing) undercuts; fissure sealing in pediatric dentistry; temporary filling for endodontic treatment, for micro prosthesis, as well as for temporary sealing of the implant abutment screw; imitation of color effects (chalky spots, enamel fissure, etc.) and toning of composite restorations.

It is cured with visible light at a wavelength of 450-500 nm.

Contraindications: Intolerance to one of the components of the material, hypersensitivity. Do not misuse.

Can cause irritations as a result of direct contact with a pulp. To avoid irritations from direct contact with pulp the area around the pulp should be covered with a thin layer of calcium hydroxide.

Composition:

Material sealing dental light hardening

Light-curing dental filling material, Bis-GMA epoxy resin, radiopaque silanized glass, pigments

Tooth preparation and color matching

Clean the tooth with a fluoride-free polishing paste before preparing and shading.

Determine the shade of the tooth while the teeth are still wet and select the appropriate shade according to the VITA® scale.

- VITA® is a registered trademark of VITA-Zahnfabrik, Bad Sackingen, Germany.

Insulation

A prerequisite for a good connection of the filling material with the tooth tissues is thorough drying of the prepared surface. Contamination of etched and dried tooth surfaces is not allowed. It is recommended to use rubber dam for tooth isolation or cotton swabs.

The recommended method is total etching using a dental etching gel (eg Queenetch) and subsequent application of the bonding agent.

Preparation of a cavity

After isolation get ready a cavity with the minimum preparation. Edges of a cavity shall have small (0.5 - 1.0 mm) bevel on enamel for the purpose of increase in the area surfaces for the bigger durability of coupling.

Protection of a pulp

For protection of a pulp it is necessary to cover the adjacent areas with a thin layer of calcium hydroxide (for example, calcium hydroxide insulating pad).

Application of dental light-cured filling material "Champion flow", "Champion Low flow", "Champion High flow"

Unscrew the syringe cap and replace it with one of the cannulas. After use, remove the cannula and close the syringe tightly with the cap. Cannulas are intended for single use for hygiene reasons.

Small class I restorations and use as a spacer in cavities of class I and II. Apply "Champion flow" (described also implies the use of materials "Champion Low flow", "Champion High flow") using a cannula with a thin layer directly on the prepared areas. Using a brush (not included), brush all cavity walls and beveled areas under light pressure for 20 seconds and remove excess material around the edges.

Sealing fissures and pits

Clean the enamel with a fluoride-free paste and rinse thoroughly. Dry with water-free and oil-free air jet, leaving a slightly damp, shiny surface on the enamel.

Note:

In addition to cleaning, as described above, etching of the enamel with 37% phosphoric etching gel "Queenetch" is recommended. Etch enamel surface for 15-20 seconds, rinse for 10 seconds and dry with anhydrous and oil-free air jet.

Curing: Champion flow ", Champion Low flow", Champion High flow "

Cure each layer as follows:

light shades (e.g. A1, A2, B2) 20 seconds,

dark shades (eg A 3) 30 seconds.

Keep the tip of emitter as close to the material as possible.

Curing times are indicated for halogen lamps with a light intensity of at least 500 mW / cm² or for LED curing lamps with a light intensity of at least 1000 mW / cm².

Finishing

Depending on the shape of the contour surface, grind it with finishing diamond burs, abrasive discs or tungsten carbide burs. Polish up to shine with polishing discs or polishing brushes.

Additional Notes

- Intense lighting can start polymerization of the composite;
- Do not use any resin to adjust the viscosity of the filling material;
- Avoid skin contact, especially in people allergic to composites;
- Contact with eyes can cause serious eye damage. Wear safety goggles. In case of contact with eyes, rinse immediately with plenty of water and seek medical advice.

CAUTION: Incompatibility with other materials

Do not use in combination with substances containing eugenol, because eugenol inhibits composite polymerization. Do not store composite material in close proximity to products containing eugenol, and do not allow the composite to come into contact with materials containing eugenol.

CAUTION: Warnings

Keep out of the reach of children!

For dental use only!

Wear suitable protective clothing and gloves before use.

Avoid contact with eyes. If contact with the eye occurs, rinse immediately with plenty of water.

To reduce the risk of an allergic reaction, shorten the contact time with these materials. In particular, it is necessary to avoid contact with not polymerized material. In case of contact with skin, immediately wash with water and soap and rinse thoroughly.

It is recommended to wear protective gloves and non-contact equipment. Acrylates can penetrate normal medical gloves. If restorative material comes into contact with the glove, remove and throw it out, wash your hands immediately with soap and water and put on a new glove. If you have an allergic reaction, seek medical attention.

Use with caution in patients with mental disorders.

Do not use materials for pregnant women (due to insufficient clinical data).

If allergic reactions occur in particularly sensitive patients, the material should be removed and its further use should be discarded.

If the integrity of the temporary filling is compromised, the patient should consult a doctor.

Composition

- Light-curing dental filling material "Champion Flow",

colors: A1, A2, A3, A3.5, A4, B1, B2, B3, B4, C2, OA2, OA3, in 1.5 g syringe - no more than 2 pcs;

- cannulas - 2 pcs.;

- instruction for use - 1 pc.

- light-cured dental filling material "Champion High Flow ", colors: A1, A2, A3, A3.5, A4, B1, B2, B3, B4, C2, OA2, OA3, in 1.5 g syringe - no more than 2 pcs;

- cannulas - 2 pcs.;






- instruction for use - 1 pc.











- light-cured dental filling material "Champion Low Flow ", colors: A1, A2, A3, A3.5, A4, B1, B2, B3, B4, C2, OA2, OA3, in 1.5 g syringe - no more than 2 pcs;

- cannulas - 2 pcs.;

- instruction for use - 1 pc.

Applicable Symbols

	Manufacturer
	Date of production
	Authorized representative in the European community
	Protect from moisture
	Avoid exposure to sunlight

	Upper limit of temperature range
	Refer to instruction for use
	Non- sterile product
	Caution! Refer to instruction for use
	European conformity mark to standards and identification number of authorized Authority. The product conforms to the essential requirements of the Medical Devices Directive (93/42/EEC)
	Lot number
	Medical Device
	Do not use if the package is damaged
	Shelf life M- month Y- year
	Eurasian Conformity mark of medical products for circulation in the market of the Eurasian Economic Union

Transportation

All types of the covered transport at a temperature from 5 °C to 25 °C; relative humidity of 10-95%

Storage conditions

Store at a temperature from 5 °C to 25 °C; relative humidity of 10-95%

Avoid exposure to sunlight.

Protect from moisture.

Close the syringe right after use to avoid exposure to sunlight.

Period of validity:

Shelf life of material 3 years. Do not use after the expiry date.

Manufacturer's guarantees

Queen Dental GmbH ("Куин Дентал ГмбХ ") guarantees, that this product meets the requirements of all published specifications, under observance of storage, transport and use regulations. If you have any suspicions about the quality of this medical device, you should contact an authorized representative on the territory of the Russian Federation.

Utilization

Utilization, according to MPI rules for class A non-hazardous medical waste.

MANUFACTURER (DEVELOPER) OF A MEDICAL DEVICE

Queen Dental GmbH ("Queen Dental GmbH")

Neue Straße 67, 99846 Seebach, Germany

Neo Strasse 67, 99846 Seebach, Germany

Phone number: +49 36929 133948

E-mail: info@queen-dental.de

PLACE OF PRODUCTION OF THE MEDICAL PRODUCT

Neue Straße 67, 99846 Seebach, Germany

Neo Strasse 67, 99846 Zeebakh, Germany

PLACE OF PRODUCTION OF THE MEDICAL PRODUCT

Neue StraEe 67, 99846 Seebach, Germany

Neo Strasse 67, 99846 Zeebakh, Germany